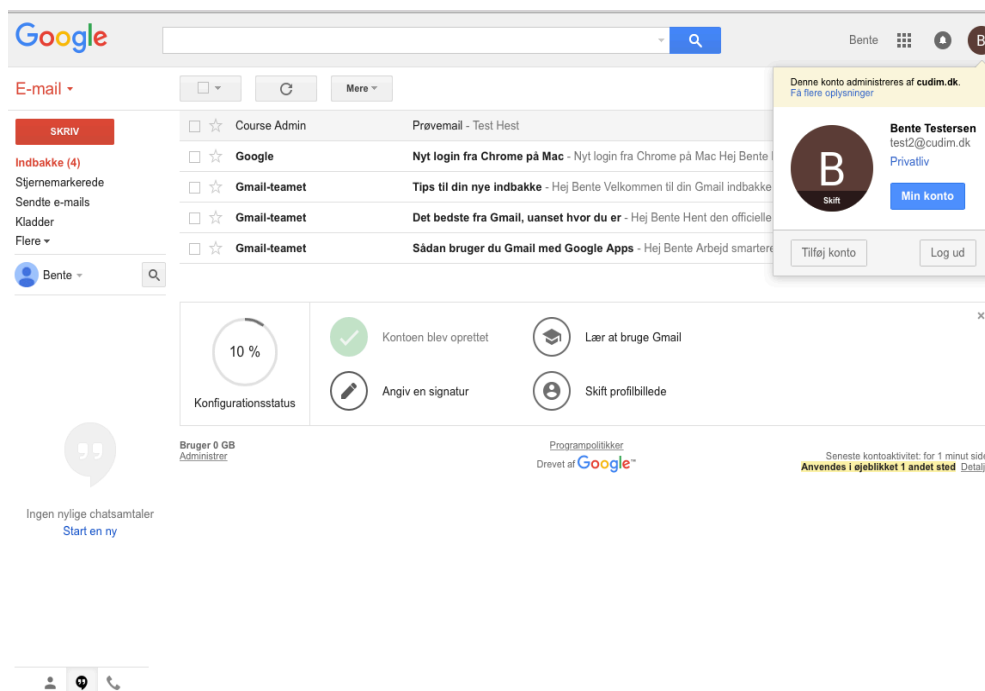


# CONNECTING TWO GOOGLE ACCOUNTS

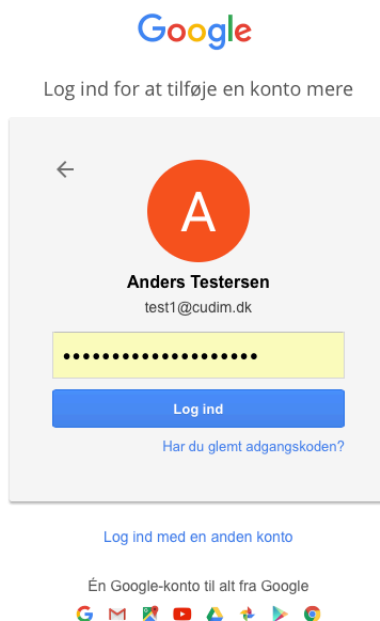
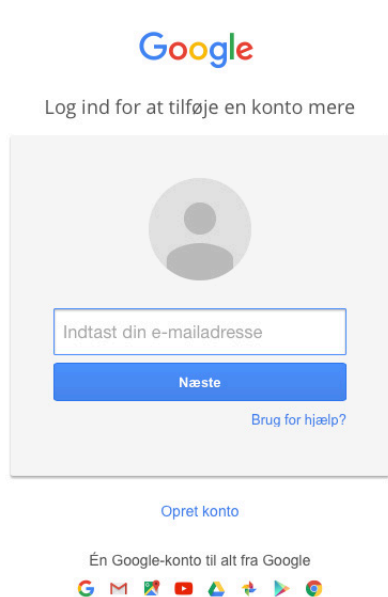
MANY PEOPLE HAVE MORE THAN ONE EMAIL ADDRESS AND MORE THAN ONE GOOGLE ACCOUNT. CONNECTING YOUR EMAILS AND ACCOUNTS MAKES IT EASY AND QUICK TO SWITCH BETWEEN THEM WITHOUT HAVING TO LOG IN AND OUT ALL THE TIME.



First you need to log in to your Google account. You can do it through any Google app for example Gmail, as shown here.

Your account menu is at the upper right corner represented by an image you have chosen or a letter representing your name. Click this icon to access the menu.

Choose "Add account" underneath the image.



After clicking "Add account" you will be asked to type in the email you want to add.

By clicking "Next" the picture and name of the account that you are trying to access will appear. Now type your code word and log in.

Now you are logged into the account you have chosen to connect.

Now you will be able to access the account you started from by clicking the account menu in the upper right corner.

If you are at Gmail, you will stay at Gmail. If you are at Youtube, you will stay at Youtube. Only the account switches.

You can add even more accounts by going through the mentioned process once again.

